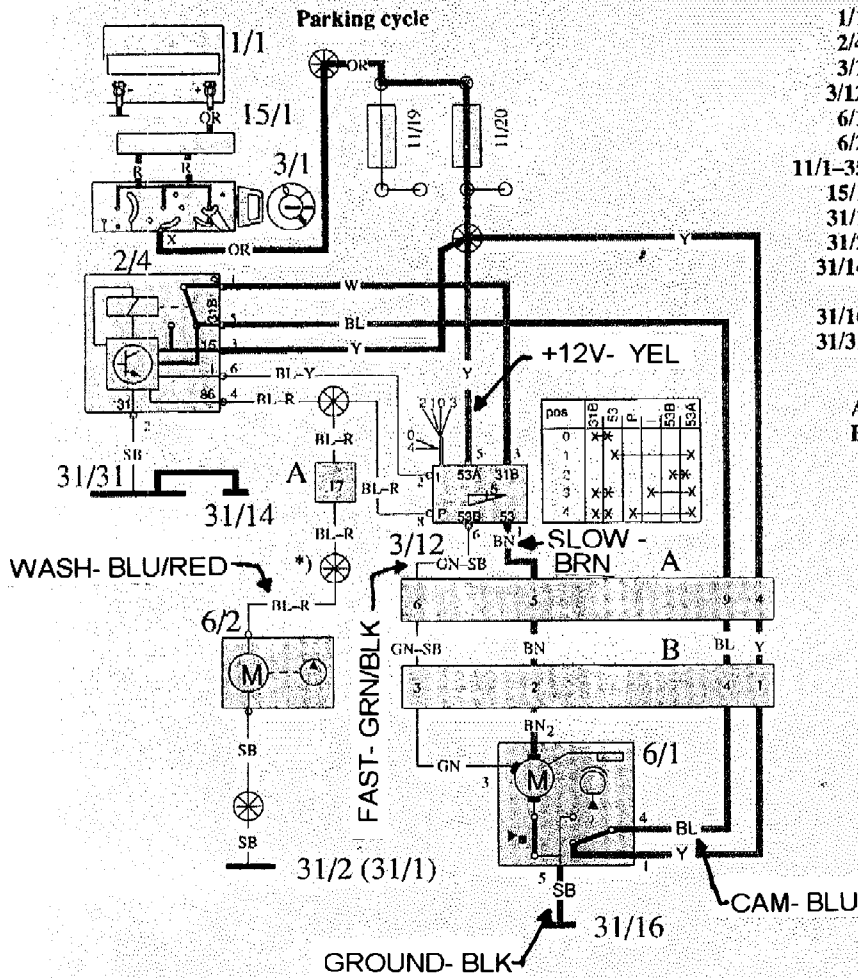


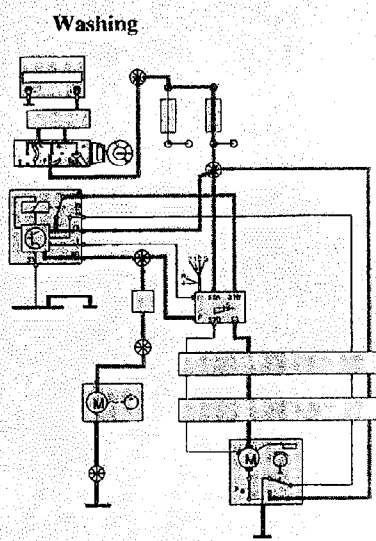
Windscreen wash/wipe



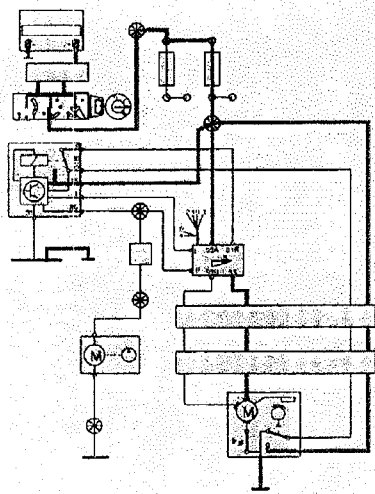
- 1/1 Battery (1)
- 2/4 Intermittent relay, windscreen wiper (117)
- 3/1 Ignition switch (2)
- 3/12 Windscreen wiper switch (47)
- 6/1 Windscreen wiper motor (163)
- 6/2 Washer motor (164)
- 11/1-35 Fuses
- 15/1 Positive terminal (78)
- 31/1 Ground connection, right wing
- 31/2 Ground connection, left wing
- 31/14 Ground connection, at main relay console
- 31/16 Ground connection, at wiper motor
- 31/31 Ground connection strip, main relay console

- A Connector, left A-post
- B Connector, wiper motor

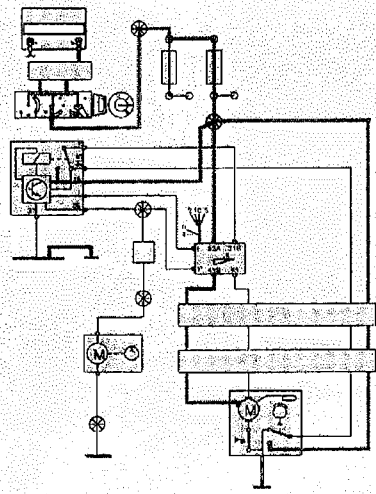
*) Not USA/Can.



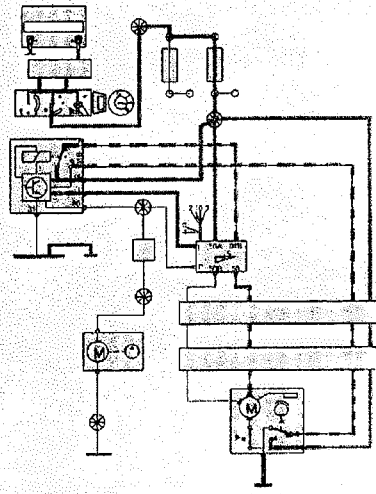
Normal speed



High speed



Intermittent speed



HOT SIDE SWITCHING

WIPERS RUN WHEN 12V APPLIED TO WIPER MOTOR SLOW OR FAST TERMINALS. MOTOR COMMON AT GROUND.

Wiring Diagrams

RainTracker™ VEHICLE INTERFACE WIRING DIAGRAM